



Location: ACL1 - City Hall

Report on 24-hour TSP monitoring

Action Level ($\mu\text{g}/\text{m}^3$) - 163

Limit Level ($\mu\text{g}/\text{m}^3$) - 260

Date	Sampling Time	Weather Condition	Filter paper no.	Filter Weight, g		Elapse Time, hr		Sampling Time, hr	Flow Rate, m^3/min			Total Volume, m^3	TSP Level, $\mu\text{g}/\text{m}^3$
				Initial	Final	Initial	Final		Initial, Q_{si}	Final, Q_{sf}	Average		
3-Aug-16	8:00	Rainy	16641	2.9047	2.9696	621.25	645.25	24.00	1.05	1.06	1.06	1520	42.7
9-Aug-16	8:00	Rainy	16494	2.8983	3.0656	648.25	672.25	24.00	1.05	1.05	1.05	1513	110.6
15-Aug-16	8:00	Rainy	16907	2.6706	2.6978	675.25	699.25	24.00	0.94	0.94	0.94	1352	20.1
20-Aug-16	8:00	Cloudy	16927	2.7219	2.8447	702.25	726.25	24.00	1.02	1.03	1.02	1475	83.3
26-Aug-16	8:00	Fine	17083	2.8148	2.8878	729.25	753.25	24.00	1.05	1.05	1.05	1510	48.3

Report on 1-hour TSP monitoring

Action Level ($\mu\text{g}/\text{m}^3$) - 460

Limit Level ($\mu\text{g}/\text{m}^3$) - 500

Date	Sampling Time	Weather Condition	Filter paper no.	Filter Weight, g		Elapse Time, hr		Sampling Time, hr	Flow Rate, m^3/min			Total Volume, m^3	TSP Level, $\mu\text{g}/\text{m}^3$
				Initial	Final	Initial	Final		Initial, Q_{si}	Final, Q_{sf}	Average		
4-Aug-16	8:02	Rainy	16485	2.9190	2.9200	645.25	646.25	1.00	1.06	1.06	1.06	63	15.8
4-Aug-16	9:11	Rainy	16488	2.9097	2.9108	646.25	647.25	1.00	1.06	1.06	1.06	63	17.4
4-Aug-16	10:19	Rainy	16491	2.8939	2.8965	647.25	648.25	1.00	1.06	1.06	1.06	63	41.0
10-Aug-16	8:15	Rainy	16897	2.6599	2.6612	672.25	673.25	1.00	1.05	1.05	1.05	63	20.6
10-Aug-16	9:17	Rainy	16894	2.6752	2.6769	673.25	674.25	1.00	1.05	1.05	1.05	63	26.9
10-Aug-16	10:19	Rainy	16910	2.6708	2.6730	674.25	675.25	1.00	1.05	1.05	1.05	63	34.8
16-Aug-16	8:15	Rainy	16876	2.6735	2.6747	699.25	700.25	1.00	1.05	1.05	1.05	63	19.1
16-Aug-16	9:17	Rainy	16933	2.7378	2.7391	700.25	701.25	1.00	1.05	1.05	1.05	63	20.7
16-Aug-16	10:19	Rainy	16930	2.7249	2.7270	701.25	702.25	1.00	1.05	1.05	1.05	63	33.4
22-Aug-16	8:15	Fine	17092	2.8021	2.8035	726.25	727.25	1.00	0.94	0.94	0.94	56	24.8
22-Aug-16	9:17	Fine	17089	2.8030	2.8049	727.25	728.25	1.00	0.94	0.94	0.94	56	33.7
22-Aug-16	10:19	Fine	17086	2.8162	2.8174	728.25	729.25	1.00	0.94	0.94	0.94	56	21.3
27-Aug-16	8:15	Cloudy	17018	2.8152	2.8185	753.25	754.25	1.00	0.94	0.97	0.95	57	57.7
27-Aug-16	9:17	Cloudy	17015	2.8392	2.8431	754.25	755.25	1.00	0.97	0.97	0.97	58	67.3
27-Aug-16	10:19	Cloudy	17012	2.7152	2.7192	755.25	756.25	1.00	1.02	1.02	1.02	61	65.3



Location: ACL2a - Contractor HK/2012/08 Site office

Report on 24-hour TSP monitoring

Action Level ($\mu\text{g}/\text{m}^3$) - 187.3

Limit Level ($\mu\text{g}/\text{m}^3$) - 260

Date	Sampling Time	Weather Condition	Filter paper no.	Filter Weight, g		Elapse Time, hr		Sampling Time, hr	Flow Rate, m^3/min			Total Volume, m^3	TSP Level, $\mu\text{g}/\text{m}^3$
				Initial	Final	Initial	Final		Initial, Q_{si}	Final, Q_{sf}	Average		
3-Aug-16	8:00	Rainy	16658	2.8744	2.9269	5805.24	5829.24	24.00	1.02	1.03	1.03	1477	35.6
9-Aug-16	8:00	Rainy	11290	2.7717	2.9449	5832.24	5856.24	24.00	1.05	1.05	1.05	1509	114.8
16-Aug-16	13:00	Rainy	16942	2.7597	2.7992	5862.24	5886.24	24.00	1.07	1.07	1.07	1543	25.6
20-Aug-16	8:00	Cloudy	16936	2.7465	2.8775	5886.24	5910.24	24.00	1.02	1.02	1.02	1472	89.0
26-Aug-16	8:00	Fine	16319	2.8482	2.9325	5913.24	5937.24	24.00	1.02	1.02	1.02	1468	57.4

Remarks: Due to interruption of electricity, the 24hr TSP was rescheduled from 15 August 2016 to 16 August 2016.

Report on 1-hour TSP monitoring

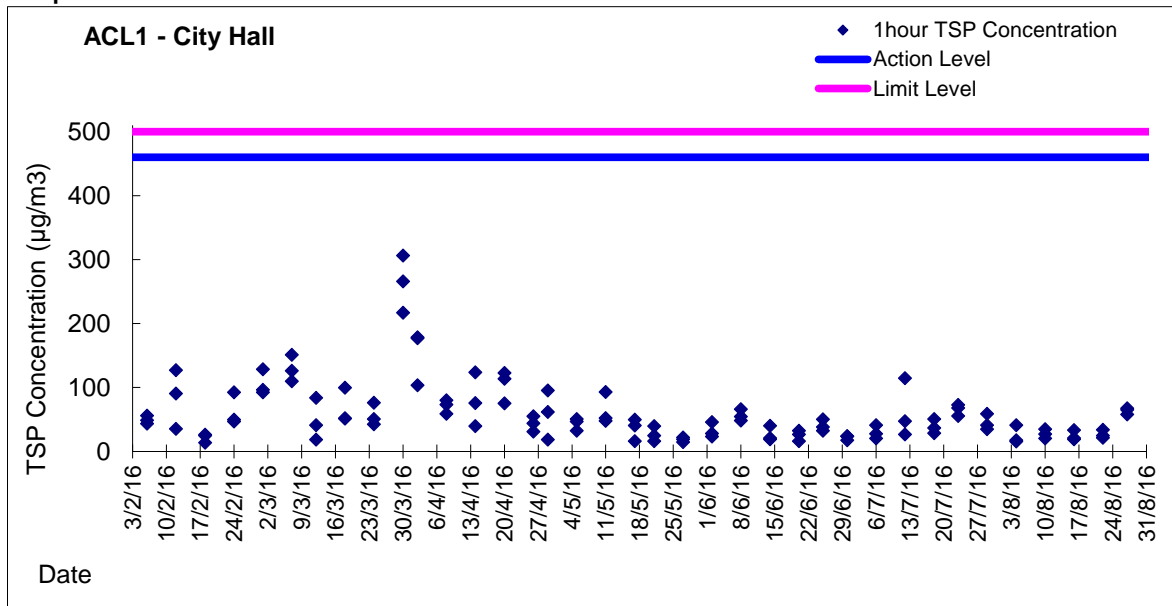
Action Level ($\mu\text{g}/\text{m}^3$) - 300.1

Limit Level ($\mu\text{g}/\text{m}^3$) - 500

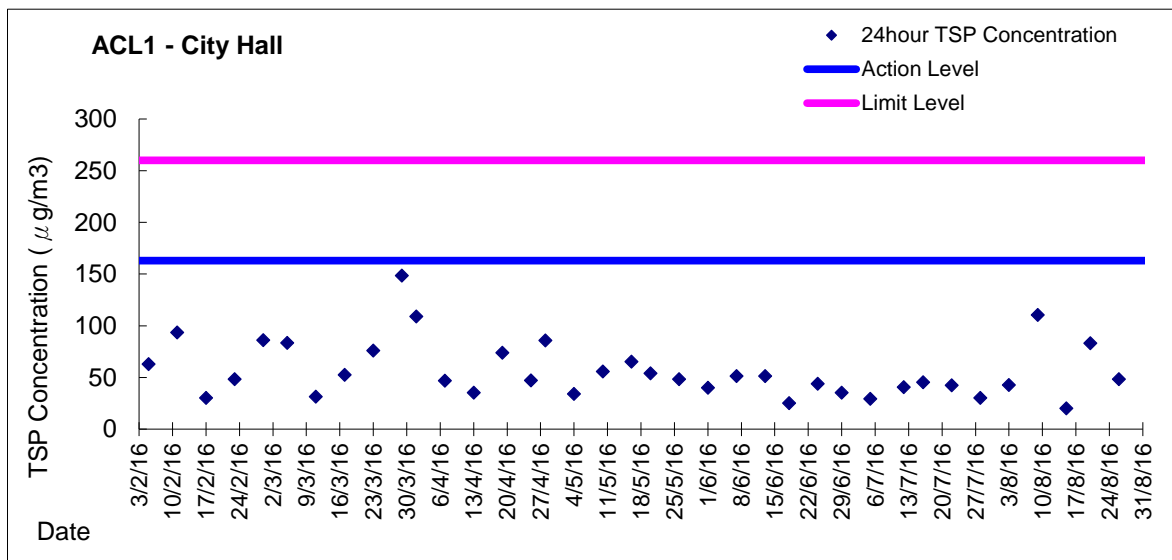
Date	Sampling Time	Weather Condition	Filter paper no.	Filter Weight, g		Elapse Time, hr		Sampling Time, hr	Flow Rate, m^3/min			Total Volume, m^3	TSP Level, $\mu\text{g}/\text{m}^3$
				Initial	Final	Initial	Final		Initial, Q_{si}	Final, Q_{sf}	Average		
4-Aug-16	8:20	Rainy	16592	2.8457	2.8482	5829.24	5830.24	1.00	1.03	1.03	1.03	62	40.6
4-Aug-16	9:52	Rainy	16497	2.8966	2.9002	5830.24	5831.24	1.00	1.05	1.05	1.05	63	57.0
4-Aug-16	13:00	Rainy	16504	2.8825	2.8852	5831.24	5832.24	1.00	1.08	1.08	1.08	65	41.7
10-Aug-16	8:18	Rainy	16783	2.8350	2.8393	5856.24	5857.24	1.00	1.08	1.08	1.08	65	66.6
10-Aug-16	9:58	Rainy	16500	2.8938	2.8982	5857.24	5858.24	1.00	1.02	1.02	1.02	61	71.7
10-Aug-16	13:00	Rainy	16961	2.7333	2.7361	5858.24	5859.24	1.00	1.08	1.08	1.08	65	43.4
16-Aug-16	8:00	Rainy	16971	2.7113	2.7201	5859.24	5860.24	1.00	1.07	1.07	1.07	64	136.8
16-Aug-16	9:15	Rainy	16832	2.6771	2.6814	5860.24	5861.24	1.00	1.07	1.07	1.07	64	66.8
16-Aug-16	10:30	Rainy	16950	2.7268	2.7292	5861.24	5862.24	1.00	1.02	1.02	1.02	61	39.2
22-Aug-16	8:44	Fine	17071	2.8136	2.8174	5910.24	5911.24	1.00	1.07	1.07	1.07	64	59.0
22-Aug-16	10:13	Fine	16920	2.7154	2.7231	5911.24	5912.24	1.00	1.07	1.07	1.07	64	119.5
22-Aug-16	13:15	Fine	13532	2.8001	2.8085	5912.24	5913.24	1.00	1.07	1.07	1.07	64	130.4
27-Aug-16	8:02	Cloudy	17007	2.7023	2.7072	5937.24	5938.24	1.00	1.07	1.07	1.07	64	76.1
27-Aug-16	9:38	Cloudy	17050	2.7966	2.8029	5938.24	5939.24	1.00	1.07	1.07	1.07	64	97.9
27-Aug-16	10:41	Cloudy	17046	2.8024	2.8141	5939.24	5940.24	1.00	1.07	1.07	1.07	64	181.8



Graphic Presentation of 1 hour TSP Result

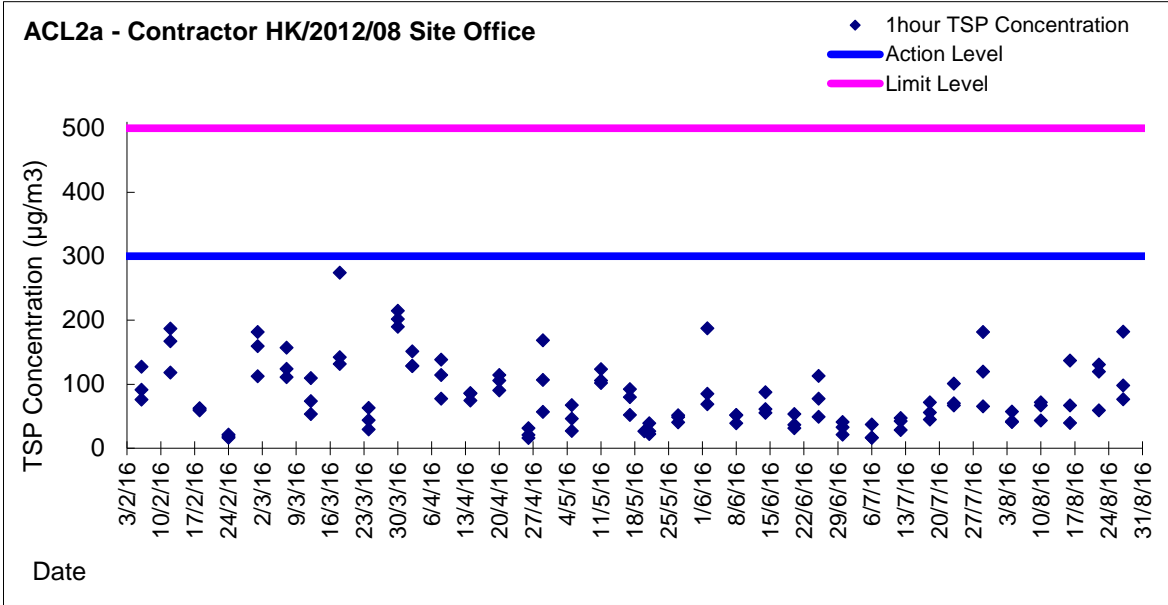


Graphic Presentation of 24 hour TSP Result





Graphic Presentation of 1 hour TSP Result



Graphic Presentation of 24 hour TSP Result

